



SPECIALIZED TRACTORS

INTERNATIONAL RANGE



THE MOST COMPLETE RANGE

The BCS range of specialized tractors consists of high-performance, reliable and multifunctional machines with small dimensions and high manoeuvrability.

The structural characteristics with short wheelbase and low centre of gravity, combined with the power of the engines and exclusive technologies, make BCS tractors indispensable in row crops, vineyards, orchards, greenhouses and in mowing fodder in hilly or mountainous areas, as well as making them appreciated by municipalities for green maintenance work, street cleaning and snow removal.

Equipped with approved cabs, BCS tractors feature a comfortable and cosy driving position.

Design, ergonomics and safety are also mixed in an original and exclusive way.

AVAILABLE VERSIONS

AR - Chassis with central articulation, narrow wheel track and contained turning radii.

RS - Chassis with steering wheels, stability and adherence for use also in sloping areas.

DUALSTEER® - Chassis with central articulation and steering wheels for unrivalled manoeuvrability in tight spaces.

MT - Chassis with steering wheels, configured for mowing fodder on hills and mountains.



INDEX

ISODIAMETRIC

Tractors with four equal wheels and a cantilevered engine

INVICTUS K400	4
VALIANT 600	6
VALIANT L65	8
VITHAR V800/V950	10
VOLCAN V800/V950	12

DIFFERENTIATED WHEELS

Tractors with unequal wheels and a cantilevered engine

VOLCAN V800/ V950 SDT	14
SKY JUMP V950.....	16

COMPACT






Traditional short wheelbase tractors

VIVD 400	18
----------------	----

ISODIAMETRIC TRACTOR

INVICTUS K400



-  AVAILABLE VERSIONS
AR - RS
-  TRANSMISSION
8 + 4
-  POWER
36 hp
-  REAR LIFTING CAPACITY
950 kg
-  DRIVING POSITION
Monodirectional

MAIN
OPTIONS



INDEPENDENT
PTO
(RS only)

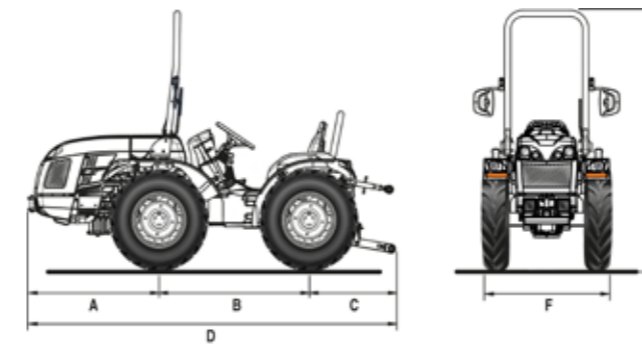
ENGINE

KUBOTA, 3-cylinder, TIER IIIA

DISPLACEMENT	1498 cc
POWER	26.2 kW / 35.6 hp @3000 rpm
MAX TORQUE	96.5 Nm @2200 rpm

TECHNICAL DATA

TRANSMISSION	Gearbox 8 FWD + 4 REV speeds
SYNCHRONISED REVERSER	No
CLUTCH	Dry single disc
CHASSIS	Swinging integral chassis OS-Frame
DRIVE	Permanent four-wheel drive
REAR PTO	540 rpm and synchronised
HYDRAULIC SYSTEM	Single-circuit, up to 6 rear hydraulic outlets
REAR LIFTING CAPACITY	950 kg (at the ball joint)
SERVICE BRAKES	Drum brakes acting on rear wheels
DRIVING POSITION	Footstep. Gearbox levers positioned under the steering wheel to allow maximum accessibility
CABIN	Not available







	A	B	C	D	E	F	WEIGHT
AR	1055	1200	705	2960	1970 / 1990	989 / 1391	1060
RS	1055	1200	705	2960	1970 / 1990	1069 / 1391	1080

Dimensions in mm (min / max) - Weight in kg

ISODIAMETRIC TRACTOR

VALIANT 600



-  **AVAILABLE VERSIONS**
AR - RS
-  **TRANSMISSION**
12 + 12
-  **POWER**
49 hp
-  **REAR LIFTING CAPACITY**
1200 kg
-  **DRIVING POSITION**
Monodirectional or Reversible

MAIN
OPTIONS



FRONT WEIGHTS

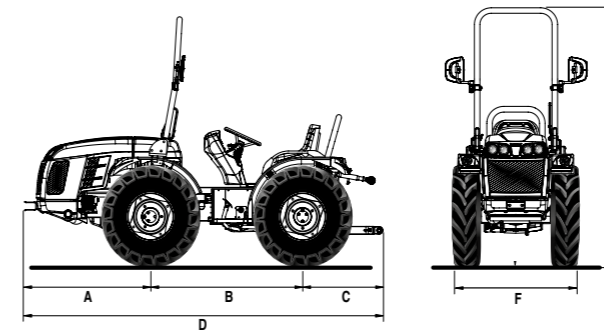
ENGINE

KOHLER, 4-CYLINDER, TIER IIIA

DISPLACEMENT	2482 cc
POWER	36 kW / 49 hp @2600 rpm
MAX TORQUE	170 Nm @1500 rpm

TECHNICAL DATA

TRANSMISSION	Synchronised gearbox 12 FWD + 12 REV
SYNCHRONISED REVERSER	Yes
CLUTCH	Multidisc in oil bath
CHASSIS	Swinging integral chassis OS-Frame
DRIVE	Permanent four-wheel drive
REAR PTO	540 rpm, independent and synchronised
HYDRAULIC SYSTEM	Dual circuit with independent pumps, up to 7 rear hydraulic outlets
REAR LIFTING CAPACITY	1200 kg (at the ball joint)
SERVICE BRAKES	Multidisc in oil bath with mechanical control, acting on the rear wheels
DRIVING POSITION	Footstep, monodirectional or reversible with twin pedal assembly
CABIN	Not available







	A	B	C	D	E	F	WEIGHT
AR	1157	1340	779	3276	2145 / 2220	1006 / 1438	1510
RS	1157	1340	779	3276	2145 / 2220	1211 / 1643	1520

Dimensions in mm (min / max) - Weight in kg

VALIANT L65



-  **AVAILABLE VERSIONS**
AR - RS - MT
-  **TRANSMISSION**
12 + 12
-  **POWER**
56 hp
-  **REAR LIFTING CAPACITY**
1510 kg
-  **DRIVING POSITION**
Monodirectional or Reversible

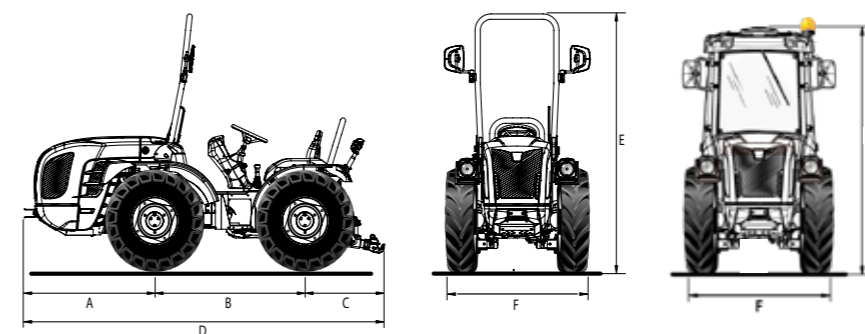
ENGINE

KOHLER, 3-CYLINDER, TIER IIIB

DISPLACEMENT	1861 cc
POWER	42 kW / 56 hp @2600 rpm
MAX TORQUE	190 Nm @1500 rpm

TECHNICAL DATA

TRANSMISSION	Synchronised gearbox 12 FWD + 12 REV
SYNCHRONISED REVERSER	Yes
CLUTCH	Multidisc in oil bath
CHASSIS	Swinging integral chassis OS-Frame
DRIVE	Permanent four-wheel drive
REAR PTO	540/540E rpm, independent and synchronised
HYDRAULIC SYSTEM	Dual circuit with independent pumps, up to 7 rear hydraulic outlets
REAR LIFTING CAPACITY	1510 kg (at the ball joint)
SERVICE BRAKES	Multidisc in oil bath with mechanical control, acting on the rear wheels
DRIVING POSITION	Monodirectional or reversible with platform suspended on silent blocks and twin pedal assembly
CABIN	Optional. 'Comfort' version with air-conditioning



	A	B	C	D	E (with roll-bar)	E1 (with cab)	F	WEIGHT (roll-bar / cab)
AR	1216	1390	779	3385	2195 / 2270	2061 / 2106	1002 / 1438	1625 / 1770
RS	1216	1390	779	3385	2195 / 2270	2061 / 2106	1207 / 1643	1660 / 1800
MT	1216	1390	779	3385	-	2061 / 2081	1468 / 1602	1800

Dimensions in mm (min / max) - Weight in kg


MAIN OPTIONS



JOYSTICK



CABIN
(Reversible version only)



LED LIGHTS








FRONT WEIGHTS

ISODIAMETRIC TRACTOR

VITHAR V800/V950



-  **AVAILABLE VERSIONS**
AR - RS
-  **TRANSMISSION**
16 + 16
-  **POWER**
73 / 91 hp
-  **REAR LIFTING CAPACITY**
2300 kg
-  **DRIVING POSITION**
Monodirectional or Reversible

MAIN
OPTIONS



FRONT LIFT



SELF-CLEANING
SYSTEM™

V800

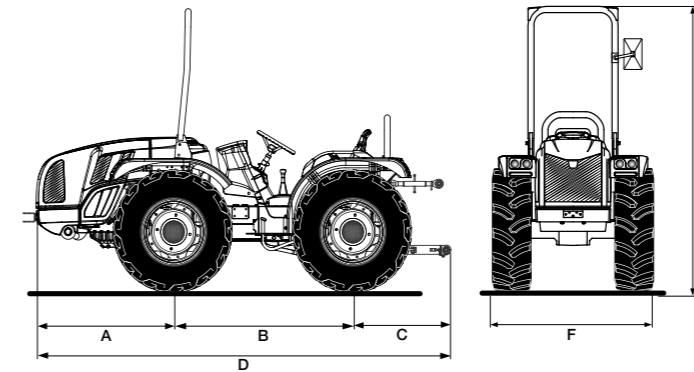
V950

ENGINE

	VM, 4-CYLINDER, TURBO, TIER IIIA	VM, 4-CYLINDER, TURBO INTERCOOLER, TIER IIIA
DISPLACEMENT	2970 cc	2970 cc
POWER	53.7 kW / 73 hp @2300 rpm	67 kW / 91 hp @2300 rpm
MAX TORQUE	250 Nm @1600 rpm	420 Nm @1000 rpm

TECHNICAL DATA

TRANSMISSION	Synchronised gearbox 16 FWD + 16 REV
SYNCHRONISED REVERSER	Yes
CLUTCH	Multidisc in oil bath
CHASSIS	Swinging integral chassis OS-Frame
DRIVE	Permanent four-wheel drive
REAR PTO	540/540E rpm, independent and synchronised
HYDRAULIC SYSTEM	Dual circuit with independent pumps and heat exchanger, up to 7 rear hydraulic outlets
REAR LIFTING CAPACITY	2300 kg (at the ball joint)
SERVICE BRAKES	Multidisc in oil bath with mechanical control, acting on the rear wheels
DRIVING POSITION	Footstep, monodirectional or reversible with twin pedal assembly
CABIN	Not available








	A	B	C	D	E	F	WEIGHT
AR	1260	1450	850	3448	2155 / 2245	1125 / 1707	1960
RS	1260	1450	850	3560	2155 / 2255	1291 / 1961	2010

Dimensions in mm (min / max) - Weight in kg

ISODIAMETRIC TRACTOR

VOLCAN V800/V950



-  **AVAILABLE VERSIONS**
AR - RS - DUALSTEER® - MT
-  **TRANSMISSION**
16 + 16
-  **POWER**
73 / 91 hp
-  **REAR LIFTING CAPACITY**
2300 kg
-  **DRIVING POSITION**
Reversible

MAIN
OPTIONS



JOYSTICK



CABIN



FRONT LIFT



SELF-CLEANING
SYSTEM™

V800

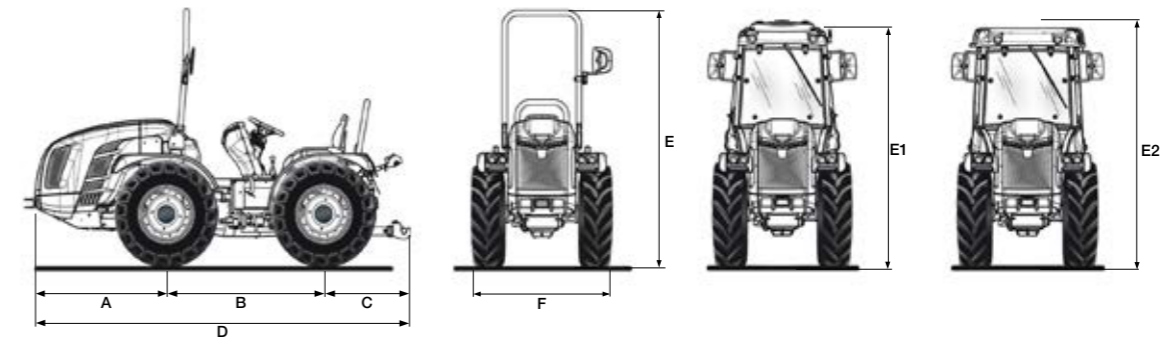
V950

ENGINE

	VM, 4-CYLINDER, TURBO, TIER IIIA	VM, 4-CYLINDER, TURBO INTERCOOLER, TIER IIIA
DISPLACEMENT	2970 cc	2970 cc
POWER	53.7 kW / 73 hp @2300 rpm	67 kW / 91 hp @2300 rpm
MAX TORQUE	250 Nm @1600 rpm	420 Nm @1000 rpm

TECHNICAL DATA

TRANSMISSION	Synchronised gearbox 16 FWD + 16 REV
SYNCHRONISED REVERSER	Yes
CLUTCH	Multidisc in oil bath with hydraulic control
CHASSIS	Swinging integral chassis OS-Frame
DRIVE	4WD with front-wheel drive disengagement
REAR PTO	540/540E rpm, independent and synchronised
HYDRAULIC SYSTEM	Dual circuit with independent pumps and heat exchanger, up to 12 rear hydraulic outlets
REAR LIFTING CAPACITY	2300 kg (at the ball joint)
SERVICE BRAKES	Multidisc in oil bath with hydrostatic control, acting on four wheels
DRIVING POSITION	Rotating platform suspended on silent blocks and suspended pedals
CABIN	Optional. 'Comfort' version with air-conditioning, 4-upright conical or 6-upright








	A	B	C	D	E (with roll-bar)	E1 (4-upright cab)	E2 (6-upright cab)	F	WEIGHT (roll-bar/cab)
AR	1260	1495	850	3605	2155 / 2245	2092 / 2184	-	1127 / 1487	2180 / 2250
RS	1260	1495	850	3605	2155 / 2255	-	2039 / 2131	1291 / 1961	2170 / 2370
DS®	1260	1495	850	3605	2155 / 2255	2092 / 2184	-	1291 / 1961	2250 / 2340
MT	1260	1495	850	3605	-	-	2170	1697 / 1961	2330

Dimensions in mm (min / max) - Weight in kg

TRACTOR WITH DIFFERENTIATED WHEELS

VOLCAN V800/V950 SDT



-  **AVAILABLE VERSIONS**
RS - DUALSTEER®
-  **TRANSMISSION**
16 + 16
-  **POWER**
73 / 91 hp
-  **REAR LIFTING CAPACITY**
2700 kg
-  **DRIVING POSITION**
Monodirectional

MAIN
OPTIONS



JOYSTICK



CABIN



FRONT LIFT



SELF-CLEANING
SYSTEM™

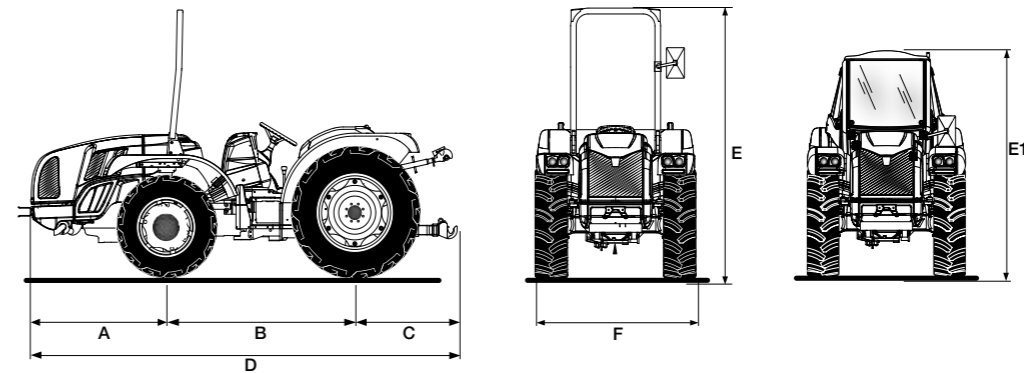
V800

V950

ENGINE	VM, 4-CYLINDER, TURBO, TIER IIIA	VM, 4-CYLINDER, TURBO INTERCOOLER, TIER IIIA
DISPLACEMENT	2970 cc	2970 cc
POWER	53.7 kW / 73 hp @2300 rpm	67 kW / 91 hp @2300 rpm
MAX TORQUE	250 Nm @1600 rpm	420 Nm @1000 rpm

TECHNICAL DATA

TRANSMISSION	Synchronised gearbox 16 FWD + 16 REV
SYNCHRONISED REVERSER	Yes
CLUTCH	Multidisc in oil bath with hydraulic control
CHASSIS	Swinging integral chassis OS-Frame
DRIVE	4WD with front-wheel drive disengagement
REAR PTO	540/540E rpm, independent and synchronised
HYDRAULIC SYSTEM	Dual circuit with independent pumps and heat exchanger, up to 8 rear hydraulic outlets
REAR LIFTING CAPACITY	2700 kg (at the ball joint)
SERVICE BRAKES	Multidisc in oil bath with hydrostatic control, acting on four wheels
DRIVING POSITION	Platform suspended on silent blocks and suspended pedals
CABIN	Optional. 'Compact' version with air-conditioning








	A	B	C	D	E (with roll-bar)	E1 (with cab)	F	WEIGHT (roll-bar / cab)
RS	1260	1607	850	3717	2143 / 2225	1690 / 1824	1363 / 1878	2400 / 2560
DS®	1260	1607	850	3717	2143 / 2225	1690 / 1824	1363 / 1878	2400 / 2580

Dimensions in mm (min / max) - Weight in kg

TRACTOR WITH DIFFERENTIATED WHEELS

SKY JUMP V950



-  **AVAILABLE VERSIONS**
DUALSTEER®
-  **TRANSMISSION**
16 + 16
-  **POWER**
91 hp
-  **REAR LIFTING CAPACITY**
2700 kg
-  **DRIVING POSITION**
Monodirectional

MAIN
OPTIONS



JOYSTICK



FRONT LIFT



SELF-CLEANING
SYSTEM™

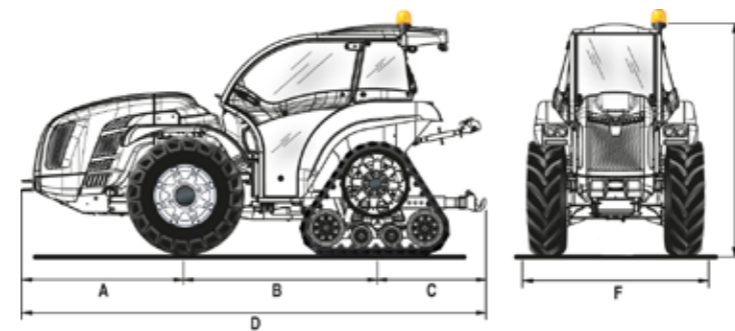
ENGINE

VM, 4-CYLINDER, TURBO INTERCOOLER, TIER IIIA

DISPLACEMENT	2970 cc
POWER	67 kW / 91 hp @2300 rpm
MAX TORQUE	420 Nm @1000 rpm

TECHNICAL DATA

TRANSMISSION	Synchronised gearbox 16 FWD + 16 REV
SYNCHRONISED REVERSER	Yes
CLUTCH	Multidisc in oil bath with hydraulic control
CHASSIS	Swinging integral chassis OS-Frame
DRIVE	4WD with front-wheel drive disengagement
REAR PTO	540/540E rpm, independent and synchronised
HYDRAULIC SYSTEM	Dual circuit with independent pumps and heat exchanger, up to 8 rear hydraulic outlets
REAR LIFTING CAPACITY	2700 kg (at the ball joint)
SERVICE BRAKES	Multidisc in oil bath with hydrostatic control, acting on four wheels
DRIVING POSITION	Platform suspended on silent blocks and suspended pedals
CABIN	Standard. 'Compact Airtech' version, pressurised and homologated Cat. 4








	A	B	C	D	E	F	WEIGHT
DS®	1260	1607	850	3717	1850	1350	2580

Dimensions in mm (min / max) - Weight in kg

COMPACT TRACTOR

VIVID 400



-  AVAILABLE VERSIONS
RS
-  TRANSMISSION
12 + 12
-  POWER
35 hp
-  REAR LIFTING CAPACITY
700 kg
-  DRIVING POSITION
Monodirectional

MAIN
OPTIONS



FRONT LIFT
WITH PTO



UNDER-BELLY
PTO

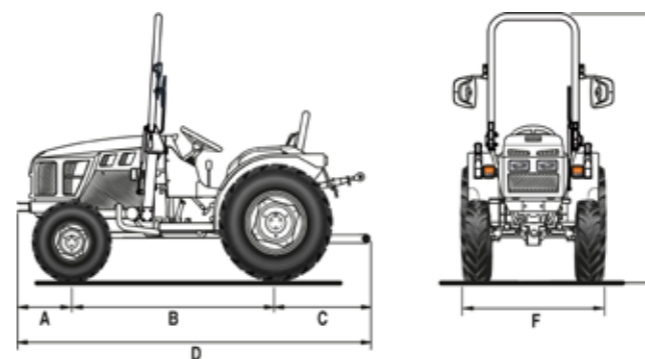
ENGINE

LOMBARDINI, 4-CYLINDER, TIER IIIA

DISPLACEMENT	1372 cc
POWER	25.3 kW / 34.4 hp @3400 rpm
MAX TORQUE	83 Nm @2200 rpm

TECHNICAL DATA

TRANSMISSION	Synchronised gearbox 12 FWD + 12 REV
SYNCHRONISED REVERSER	Yes
CLUTCH	Dual disc
CHASSIS	Rigid with steering wheels
DRIVE	4WD with front-wheel drive disengagement
REAR PTO	540 rpm, independent and synchronised
HYDRAULIC SYSTEM	Single circuit, up to 6 rear hydraulic outlets
REAR LIFTING CAPACITY	700 kg (at the ball joint)
SERVICE BRAKES	Multidisc in oil bath, acting on the rear wheels
DRIVING POSITION	Footstep
CABIN	Not available



A	B	C	D	E	F	WEIGHT
424	1553	730	2707	1985 / 2025	1033 / 1513	1100

Dimensions in mm (min / max) - Weight in kg

THE SERVICES



SPARE PARTS

A complete range of original spare parts, guaranteed directly by the manufacturer.



ASSISTANCE

A team of specialists, well prepared and available to assure an efficient and resolving service.



LUBRICANTS

We recommend to use the original PowerLube lubricants.



M A D E I N I T A L Y